



Daisy Count It Up

Badge Workshop

An At-Home Program

Daisy Count It Up Badge Workshop (At-Home)



- In this Badge Program, girls use their knowledge of coins and bills and apply it to their cookie business!
- Troop Leaders/ Parents are responsible for purchasing the badges.

Program Outline

Materials:

- An adult
- Paper and pencil
- An assortment of bills

Section 1: Find out what cookies cost

- As of cookie season 2020, a box of Girl Scout cookies costs \$5 each.
- Pretend you have a customer at your booth. With an adult, practice giving change for different sized bills.

Section 2: Learn about different kinds of cookies

- Learn about the cookies!
 - Locate the next page with each cookie name, picture, and description.
 - Read through them and learn about each cookie.
 - Once you have done so, print and cut them out (or create your own!). Flip over to create a square and play the memory matching game. How to play:
 - On your turn flip three cards over, read them, and flip them back face down. Your goal is to match the three cards that relate to the same cookie.
 - If no match was made, it is now the other players turn.
 - If a match was made, collect your cards and continue game play.


Section 3: Set a sales goal

- Brainstorm some fun activities that you would like to do with your Girl Scout sisters.

- With the help of an adult, figure out how much the activity will cost.
 - How many boxes of cookies will each girl in the troop have to sell in order to do the fun activity?
 - How many boxes will the whole troop have to sell?
 - If the cookie season was 6 weeks long, how many cookies is it your goal to sell each week?

Fill out this form when completed:

<https://www.cognitofrms.com/GirlScoutsOfCaliforniasCentralCoast2/GSCCCDaisyCountItUpBadgeWorkshopAtHome>

Thin Mint	Caramel deLites	Peanut Butter Patties
		
<ul style="list-style-type: none"> • Chocolate wafer dipped in mint chocolate coating • Vegan 	<ul style="list-style-type: none"> • Vanilla cookie topped with caramel, coconut, and chocolate. 	<ul style="list-style-type: none"> • Crispy wafer layered with peanut butter and coated in chocolate • Vegan

S'mores



- Graham cracker dipped in crème icing and chocolate
- Vegan

Lemonades






- Shortbread cookie with a lemon flavored icing
- Vegan

Peanut Butter Sandwich



- Crunchy oatmeal cookie with peanut butter filling

Shortbread	Thanks-A-Lots	Caramel Chocolate Chip
		
<ul style="list-style-type: none">• Traditional shortbread cookie	<ul style="list-style-type: none">• Shortbread cookie with chocolate fudge bottom• Each cookie has "Thank You" embossed in one of five languages• Vegan	<ul style="list-style-type: none">• Chocolate and caramel chip cookie with a hint of sea salt• Gluten Free